

# CPI™

FORM 434

## PROFILE REPORT

by Harrison G. Gough, Ph.D.

Prepared for

**JOHN SAMPLE**  
(ID # 6358793)

July 11, 2005

### **PART I**

## Reliability of the protocol

The CPI™ protocol has been reviewed for unreliability, whether caused by an overly favorable self-portrait, an unduly critical self-representation, or the giving of too many atypical and possibly random responses. **The protocol shows no evidence of invalidity.** The number of items left blank was 0.

### **PART II**

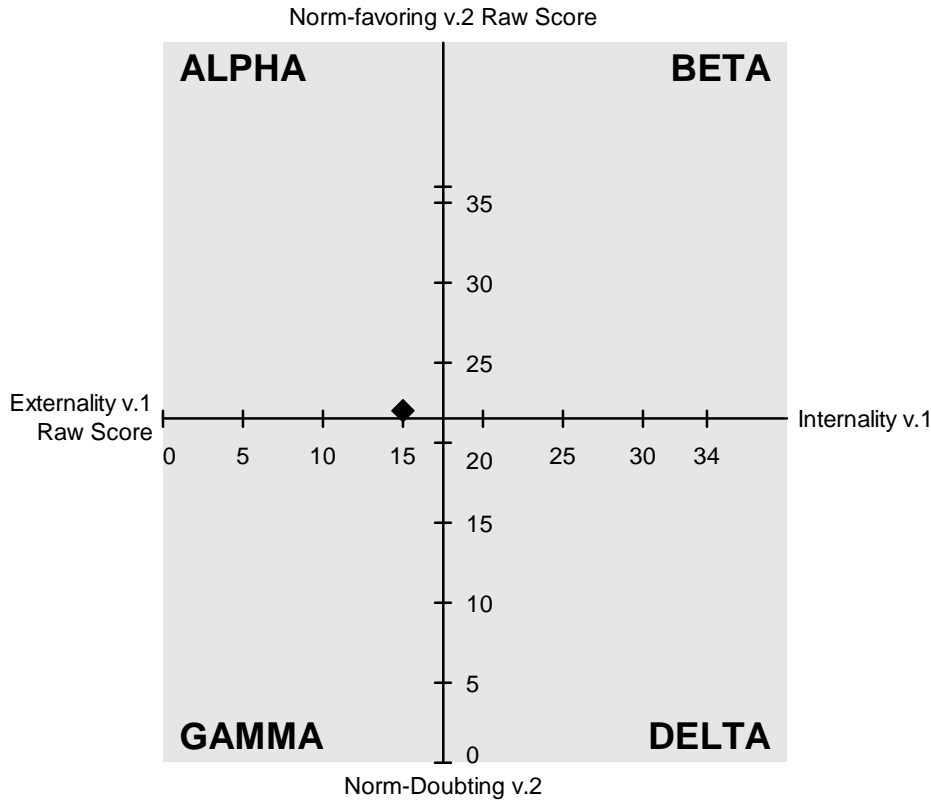
## Classification for type and level

---

#### **CLASSIFICATIONS SPECIFIC TO JOHN SAMPLE**

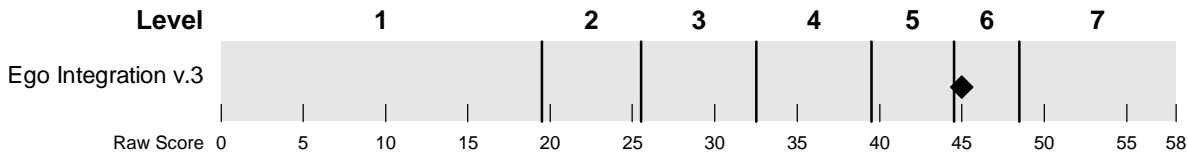
Classification for type:	<b>Alpha</b>		
Classification for level:	<b>6</b>		
Type and Level Scores:	Raw	Standard	
	15	44	v.1 (internality)
	22	50	v.2 (norm-favoring)
	45	65	v.3 (ego integration)





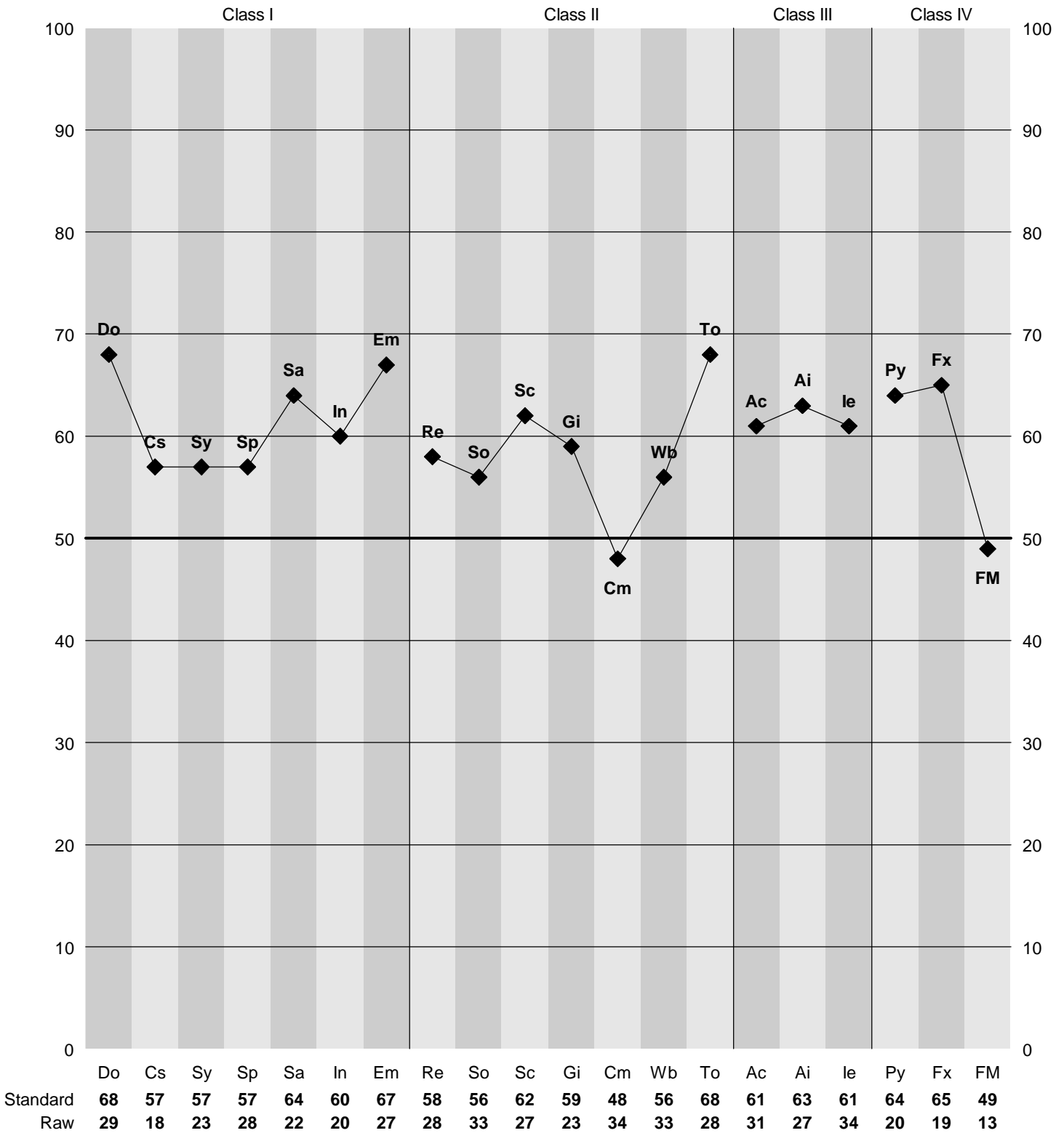
**The scores on v.1 and v.2 obtained by JOHN SAMPLE place him in the Alpha quadrant, as shown above.** The following brief description of the Alpha type gives some of the important implications of this classification.

The Alpha type or lifestyle is defined by below average scores on vector 1, and above average scores on vector 2. Alphas, therefore, tend to be involved, participative, entrepreneurial, and rule-favoring. At their best, they can be charismatic leaders and instigators of constructive social action. At their worst (low scores on v.3), they are rigid in their beliefs, intolerant of those who think differently, authoritarian and punitive, and seemingly incapable of introspection or candid self-evaluation.

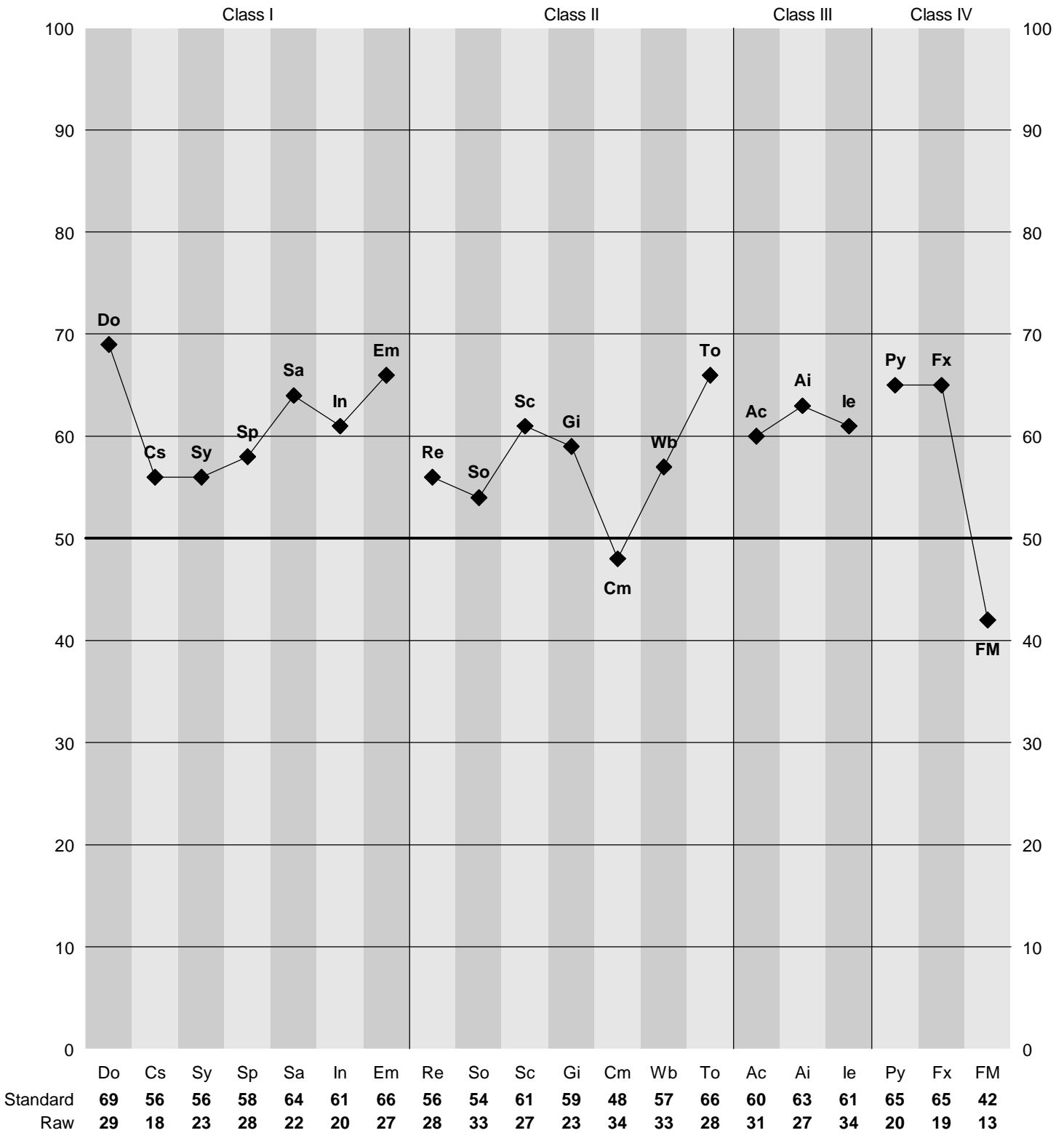


In regard to ego integration as indicated by the v.3 scale score, **JOHN SAMPLE is at level 6, suggesting a distinctly favorable realization of the potentialities of his type.** For persons at this level, one can expect superior initiative and self-confidence, along with good leadership skills.

**PART III PROFILE BASED ON NORMS FOR MALES**



**PART III PROFILE BASED ON TOTAL NORMS**



## PART IV

### Seven special purpose scales

From time to time, various special purpose scales and indices have been and will continue to be developed. These measures will not always be relevant to the purposes of testing, but in certain circumstances they may be quite informative. At the present time, seven special purpose scales are included in the CPI™ Profile Report. Three of them (Managerial Potential, Work Orientation, and Law Enforcement Orientation) are directly related to occupational issues. The other four pertain to creativity, leadership, amicability, and the tender versus tough-minded continuum. For information on the development, validation, and norming of these scales, see the CPI™ Manual and the references it cites.

---

#### SCALES AND SCORES

Scale	Symbol	Raw Score	Standard Score for Males	Standard Score for Total Norms
Managerial Potential	Mp	28	67	67
Work Orientation	Wo	32	57	58
Creative Temperament	CT	27	64	63
Leadership Potential	Lp	60	65	65
Amicability	Ami	29	63	62
Law Enforcement Orientation	Leo	34	72	74
Tough-Mindedness	Tm	27	62	63

