

CPI 260®
CLIENT
FEEDBACK
REPORT

DEVELOPED BY HARRISON G. GOUGH, Ph.D., AND PAMELA BRADLEY, Ph.D.



Report prepared for

J. SAMPLE

June 17, 2026



CPP, Inc. | 800-624-1765 | www.cpp.com

CPI 260® Client Feedback Report Copyright 2003, 2011 by CPP, Inc. All rights reserved. CPI 260, the CPP logo, and the CPI 260 logo are trademarks or registered trademarks of CPP, Inc., in the United States and other countries.

This report is based on your answers to the CPI 260® instrument. It includes information about your approach to life, how you see yourself, and how you compare to others on characteristics that are important at work and in everyday living. The goal of the report is to provide as accurate a picture as possible, one that will help you to understand yourself and to achieve your own personal objectives.

YOUR APPROACH TO THE INSTRUMENT

There are certain ways in which most people respond to the instrument. For example, most people answer all or nearly all of the questions and also acknowledge at least a few personal problems and worries. Departures from general tendencies like these can affect the validity of the information presented below. For this reason, your responses are first screened for indications of unusual trends.

No indication of anything unusual was found.

THREE BASIC ORIENTATIONS

Interpretation of the CPI 260 instrument begins with three basic orientations:

1. Toward other people and interpersonal experience
2. Toward conventional rules and values
3. Toward one's inner feelings

The first two orientations are expressed in observable behavior. The third deals with feelings of self-realization and level of satisfaction. Each of these orientations is assessed by a separate measure.

On the first measure, implications range from a liking for social participation, pleasure in the company of others, and an active interpersonal style at one pole, to a desire for privacy and a reserved and quiet social manner at the other. The second goes from rule-testing and even rule-breaking behavior at one end, to rule-respecting and even conformist behavior at the other. The third measure shows how you feel about yourself and how sure or unsure you are about your ability to cope with the problems and opportunities you encounter in your own life.

FOUR WAYS OF LIVING

Scores on the first two measures, when considered together, define four ways of living or lifestyles, as indicated below:

The **IMPLEMENTER LIFESTYLE** includes people who are interpersonally active and comfortable with social rules. *Implementers* step forward, take part, and do not hesitate to act. They believe that social rules are proper and should be obeyed. They are ambitious, goal-directed, strong in leadership potential, and well-organized.

At their best, *Implementers* can be charismatic leaders and initiators of constructive endeavors. At their worst, they can be opportunistic, manipulative, and hostile toward those who behave in rule-violating ways.

The **SUPPORTER LIFESTYLE** includes people who are reserved in their behavior and supportive of social norms. *Supporters* are caring, conscientious, patient, and well-organized. They value and protect their internal, private feelings, avoiding public display or disclosure. Their role is to preserve values and humanize the ways in which social rules are enforced.

At their best, *Supporters* can be inspirational models of goodness, virtue, and tolerance. At their worst, they may be self-denying, lacking in self-esteem and confidence.

The **INNOVATOR LIFESTYLE** includes people who are interpersonally active, but who see flaws and even absurdities in the way many things are done. *Innovators* are imaginative and often creative in their work. Their values are personal, not traditional or conventional.

At their best, *Innovators* are insightful creators of new ideas, new products, and new social forms. At their worst, they are rebellious, intolerant, self-indulgent, and disruptive.

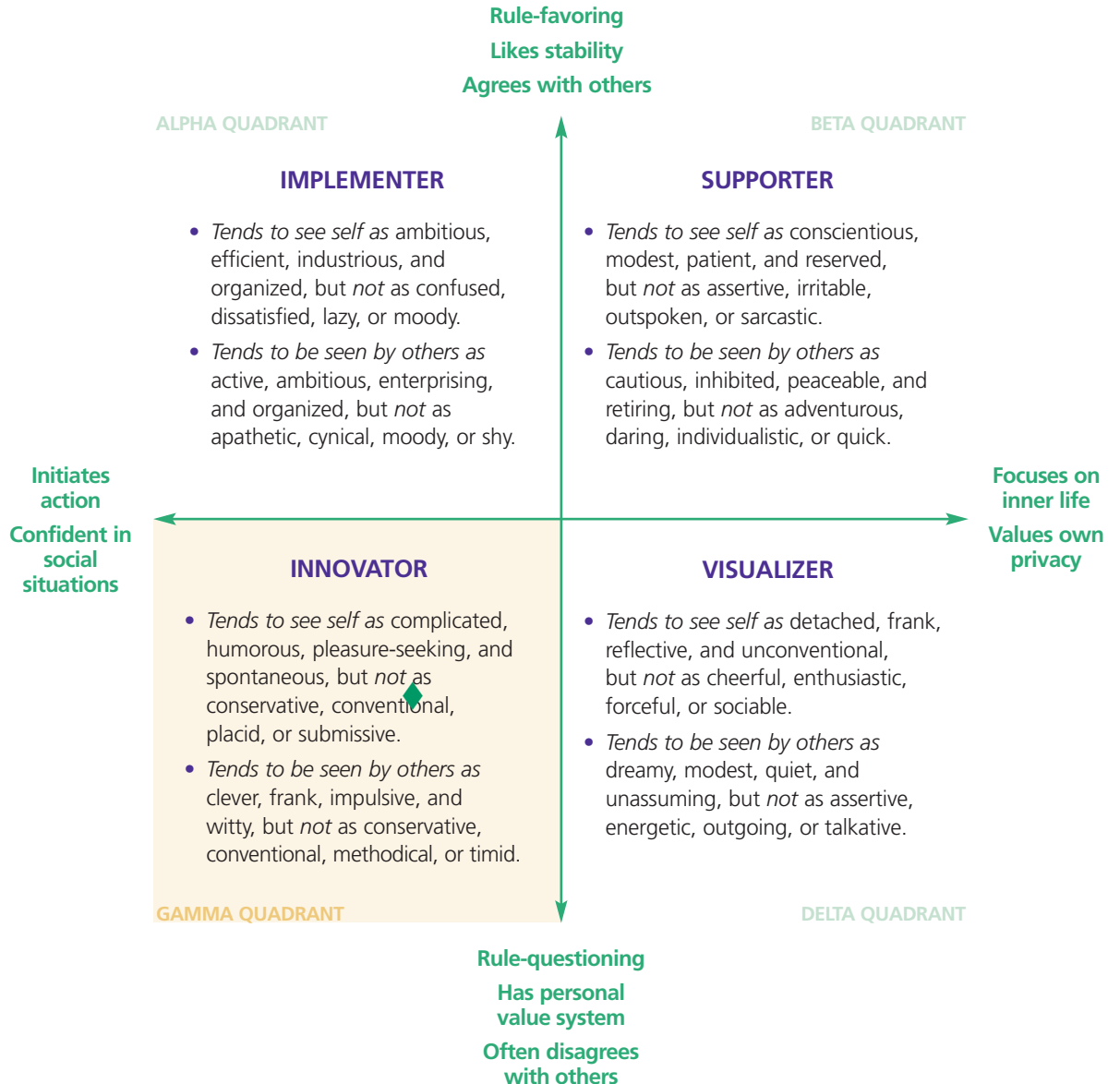
The **VISUALIZER LIFESTYLE** includes people who value their own privacy and who see many of society's conventions as arbitrary and unduly restrictive. *Visualizers* are reflective and nonconforming. They see things differently from others, but for the most part keep these perspectives private. They are most comfortable working alone in fields such as the arts and abstract sciences.

At their best, *Visualizers* are imaginative, are aesthetically perceptive, and have a rich inner life. At their worst, they feel fragmented, alienated from others, and internally in conflict.

In the general population, approximately 25 percent of the people are classified in each of the four ways of living.

LIFESTYLE DIAGRAM

The following diagram gives specific information as to how persons in each lifestyle see themselves and as to how they are viewed by others. The diagram also shows how the interpersonal and norm-favoring orientations are combined to define the four ways of living. Your answers to the instrument place you in the Gamma quadrant, where the basic lifestyle is that of the *Innovator*. The plotting of your lifestyle score is shown by the diamond in that quadrant.




YOUR LIFESTYLE

Innovators have strong, individualized systems of values, and tend to be critical of ordinary, conventional beliefs. They are self-confident and persuasive in presenting their own ideas.

Innovators want things to change and to improve and at their best are capable of creative thinking about new products and new ways of doing things. When under stress or functioning poorly, *Innovators* can be rebellious, self-indulgent, and prone to rule-breaking behavior.

LEVEL OF SATISFACTION

The third basic theme of this instrument pertains to one's sense of satisfaction in living and feelings of self-realization or fulfillment. Those who rank low on this measure tend to be dissatisfied with their current status and feel that their potentialities are not being fulfilled or realized. Those who score high tend to feel that they are living up to their own potentialities and also that they can cope effectively with the demands of living. Your score on this dimension is indicated by the blue triangle on the line below.



This score suggests that you are fairly well satisfied with your current circumstances and with your lifestyle.

The information above gives an overview of your way of living and of broad, general trends in your personal style. In the next section, more detailed and specific information will be presented.

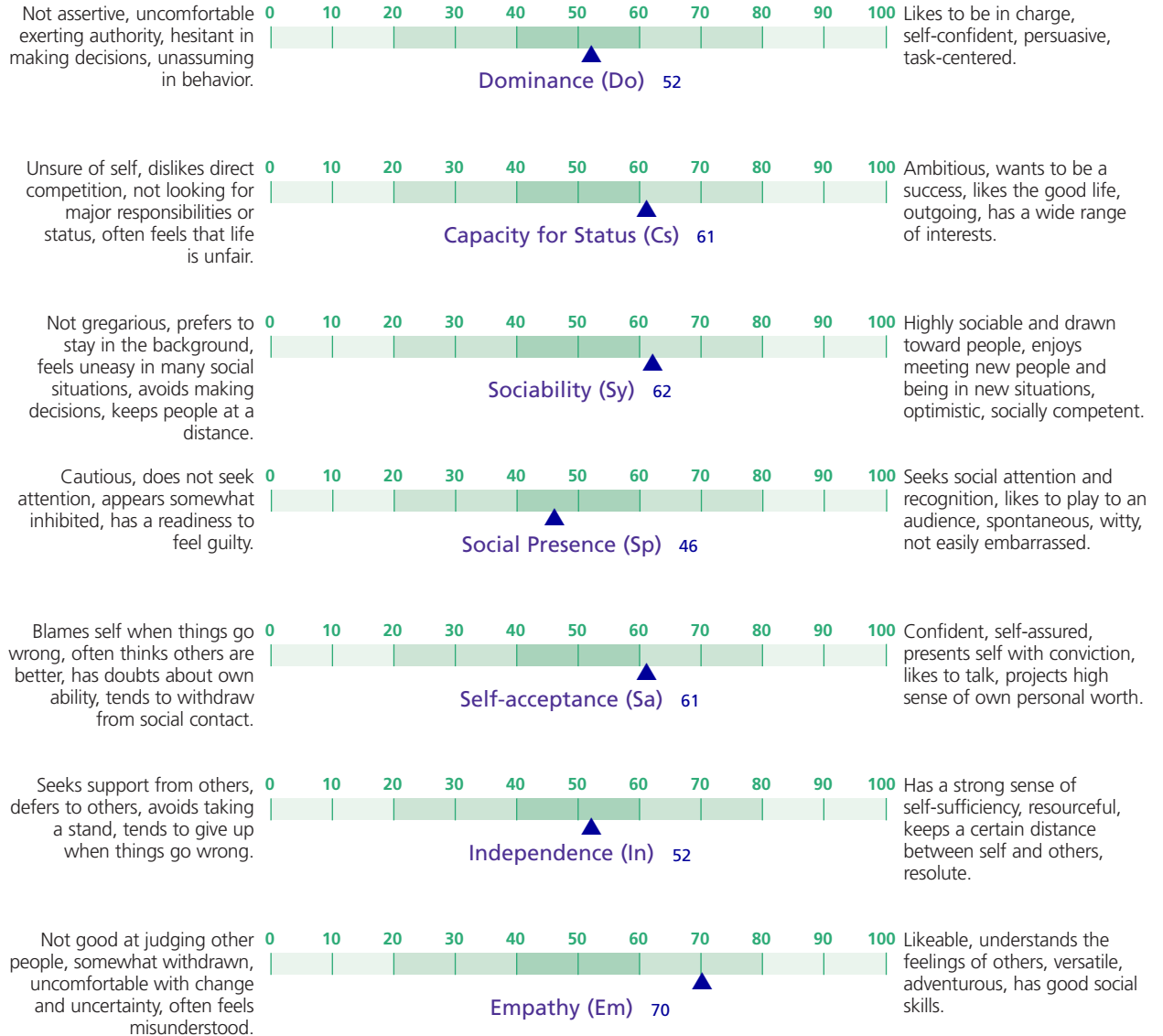
DETAILED RESULTS

In this section, your scores on 26 separate measures are reported, grouped into five broad categories:

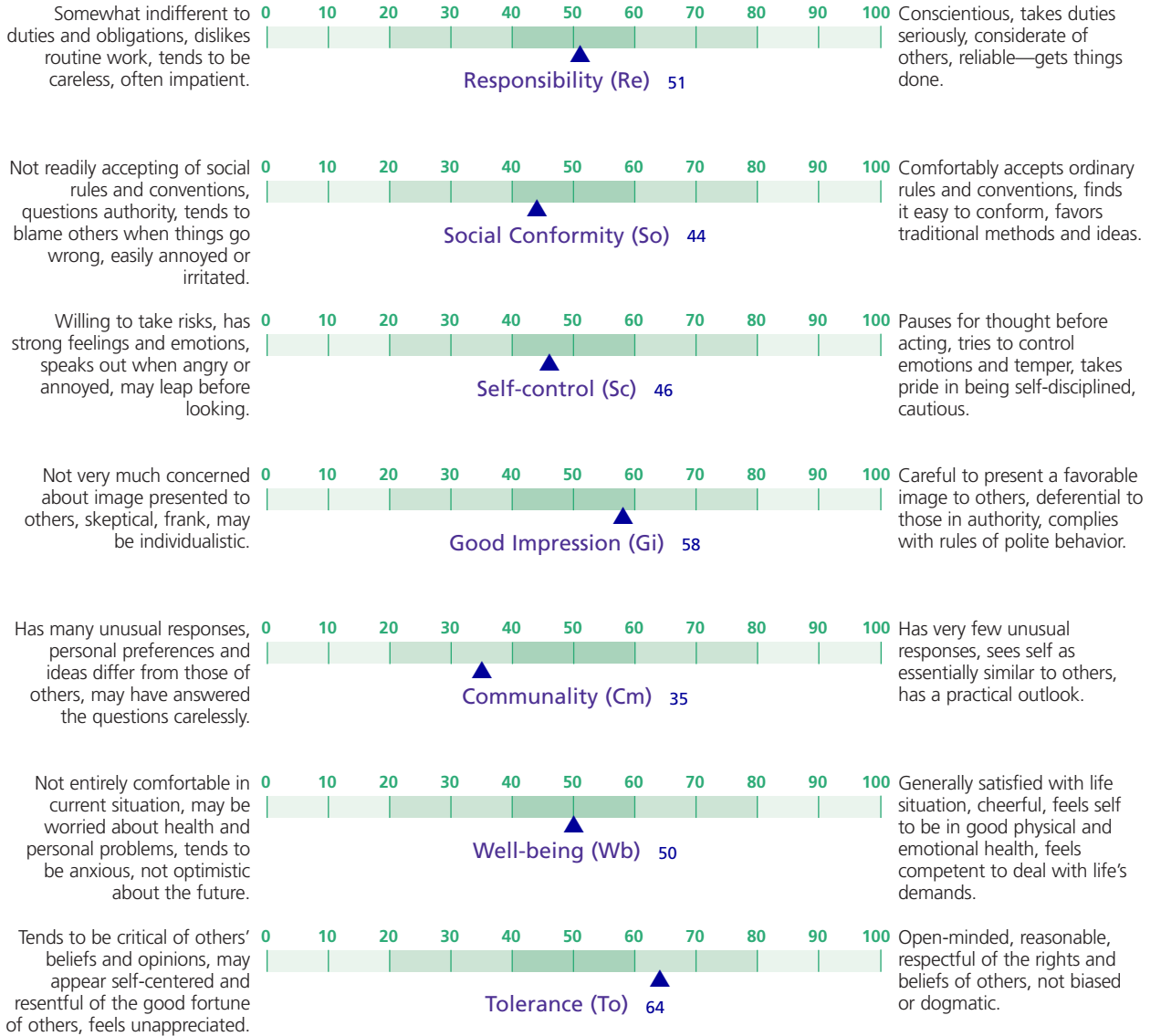
1. Dealing with others
2. Self-management
3. Motivations and thinking style
4. Personal characteristics
5. Work-related measures

Scores are reported in standardized form, based on a norm sample of 6,000 persons (3,000 men, 3,000 women). For each scale, 50 is the norm-based midpoint. The lower the score, the more relevant the comments to the left of the graph will be; the higher the score, the more relevant those to the right of the graph will be.

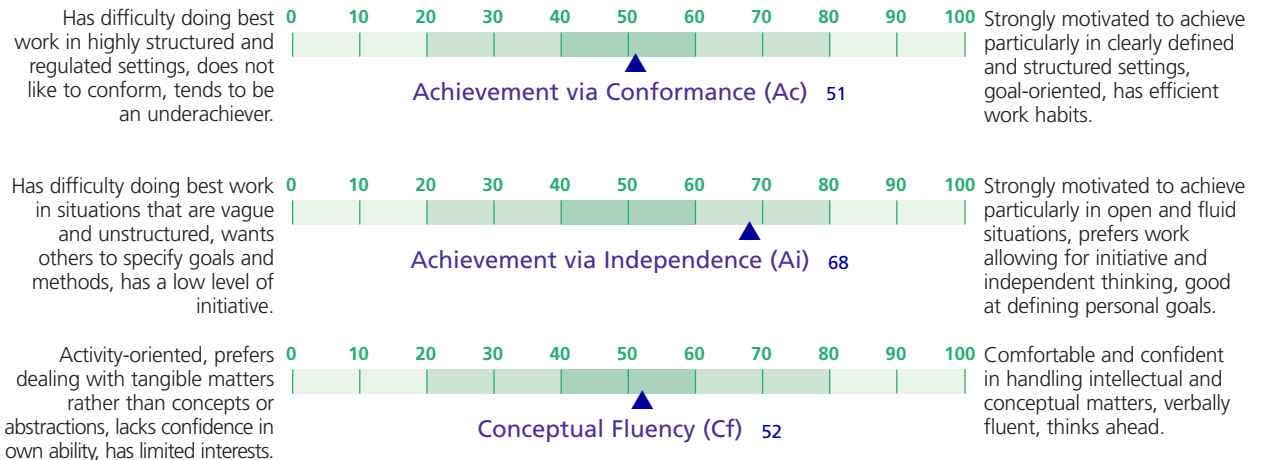
DEALING WITH OTHERS



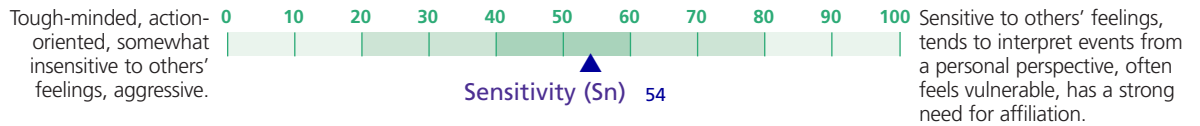
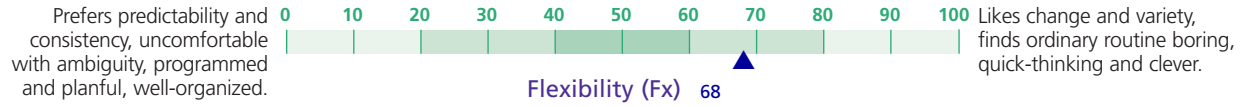
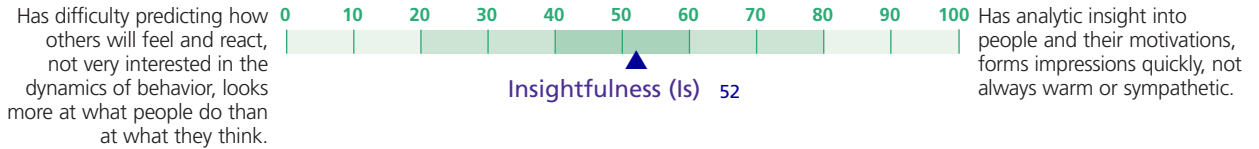
SELF-MANAGEMENT



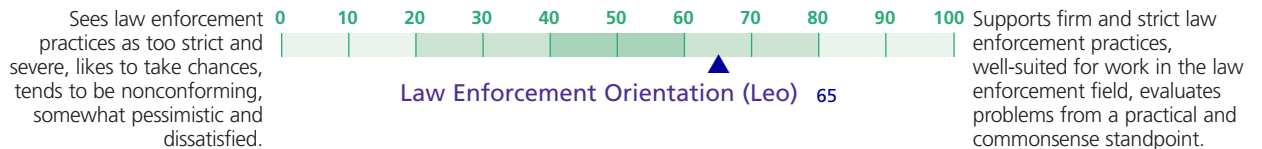
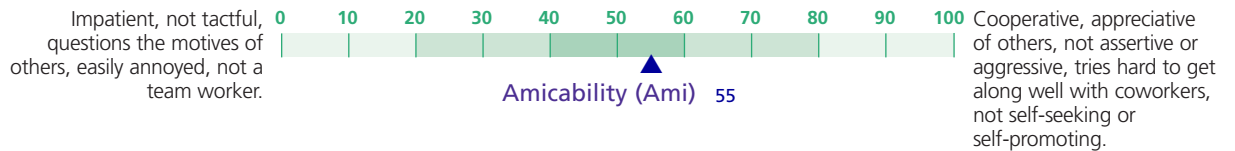
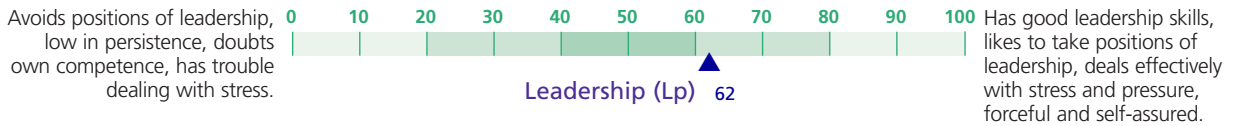
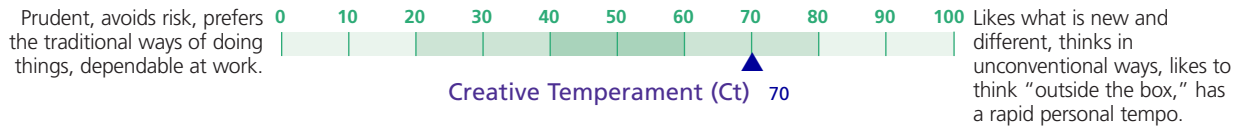
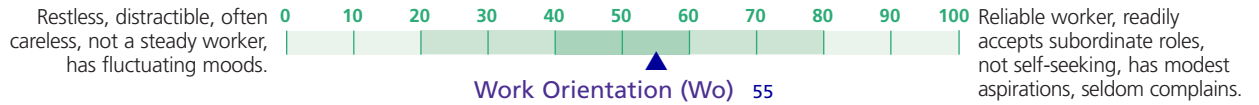
MOTIVATIONS AND THINKING STYLE



PERSONAL CHARACTERISTICS



WORK-RELATED MEASURES



RECOGNIZING YOUR PERSONAL PERSPECTIVE

Psychological measurements are always approximations and estimates, not precise indicators. Because of this margin of uncertainty, you should use your own judgment as you review your results on this instrument. The report suggests what higher and lower scores on each scale signify about your temperament and behavior, but these remarks must be viewed in the context of what you know about yourself. Of course, there would be no reason to take the inventory if nothing new or unanticipated turned up. The goal of this report is to give a balanced, true-to-life picture to help you in gaining a better understanding of yourself. If anything in the report seems strange or incorrect, you should discuss these matters with the person who arranged for you to take the CPI 260 instrument.



LIFESTYLE DIAGRAM SUPPLEMENT

The Lifestyle diagram plots the respondent's scores on two measures of the CPI 260® instrument. On the first measure, vector 1, lower scores indicate that the respondent tends to be more self-confident, sociable, and gregarious, while higher scores on this measure suggest that the respondent is more detached and protective of his or her privacy. On the second, vector 2, lower scores indicate that the respondent is more adventurous, unconventional, and independent, whereas higher scores indicate a respondent who is more rule oriented, conscientious, and cautious. The intersection of these two vectors creates four quadrants, or lifestyles, into which the respondent's scores can be plotted. The scores for the vectors are in raw score units ranging from 0 to 20, while most other measures on the CPI 260 are reported in standardized scores, ranging from 0 to 100.

